


NOBEL 3/4/6-JAW SELF-CENTERING CHUCKS TM SERIES

LOW PROFILE LIGHT WEIGHT TYPE


- Chucks used being installed on a tombstone, machining center table, or 5-axis machine table.
(Note ※1)
- This will not influence the maximum load capacity and height of the workpiece since it is designed to be lightweight and thin-shaped.
- With chip covers for vertical use



3-JAW

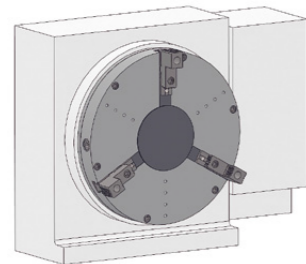
4-JAW

6-JAW

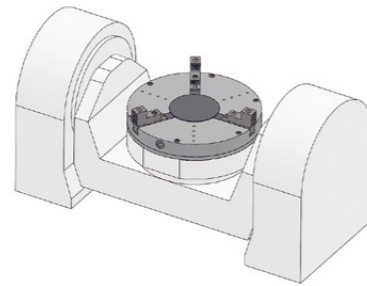


T-handle with spring (Standard)

Installation Example

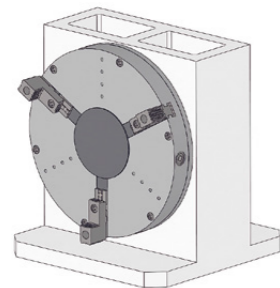


Rotary table
(To grip workpiece and gripped by removing cover)




Machine table

Vertical MC
(Ratchet handle/Socket optional necessary)



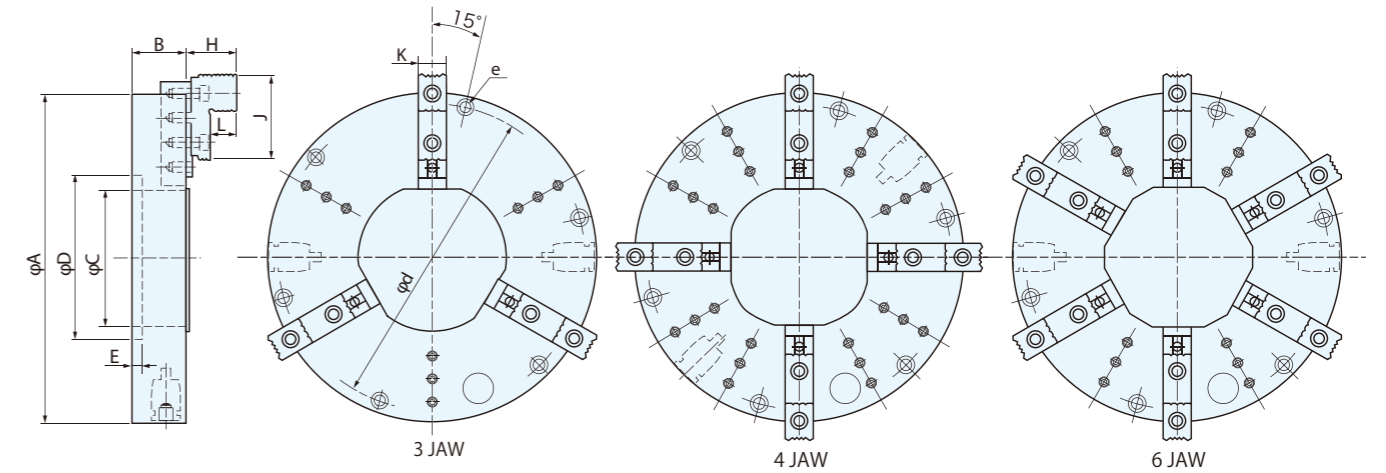
Tombstone



Vertical lathe table

CAUTION

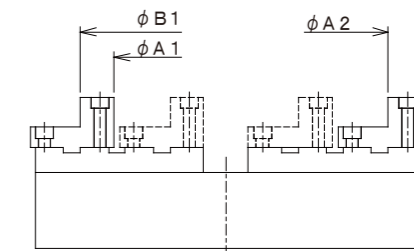
Note ※1
This chuck is designed on the assumption that it is installed on a tombstone and table with sufficient rigidity. Accordingly, it cannot be used being directly installed on the spindle of a lathe.



MODEL	A	B	C	DH7	E	K	H	J	L	d	e	Allowable input torque (N·m)	Gripping force (kN)
TM 300	300	75	125	130	14	30	43	80	20	275	4-M12	196	49
TM 400	400	85	180	185	15	35	58	110	28	375	6-M12	245	59
TM 500	500	80	146	150	14	44	78	130	40	465	6-M16	294	73
TM 600	600	85	210	215	19	44	78	130	40	565	6-M16	294	73
TM 800	800	120	295	300	22.5	69	105	140	46	760	6-M20	392	83
TM 1000	1000	125	410	420	25	69	105	140	46	960	6-M20	392	83

MODEL	Max. speed (min ⁻¹)			Weight (kg)			Optional accessory	
	3 Jaw	4 Jaw	6 Jaw	3 Jaw	4 Jaw	6 Jaw	Soft jaw	Ratchet handle/Socket
TM 300	1800	1800	1800	28	29	30	SJ85	RT12.7D/SKB12D12.7B
TM 400	1450	1450	1250	60	62	65	SJ115	RT12.7D/SKB14D12.7B
TM 500	1150	1150	900	100	105	110	SJ135	RT19D/SKB15D19B
TM 600	950	950	750	155	155	160	SJ135	RT19D/SKB15D19B
TM 800	600	580	450	400	400	410	SJ160	RT19D/SKB19D19B
TM 1000	450	450	380	610	610	620	SJ160	RT19D/SKB19D19B

MODEL	Gripping range (mm)		
	Outside		Inside
	A1	A2	B1
TM 300	80~172	168~260	155~250
TM 400	95~225	215~350	195~320
TM 500	135~295	290~450	250~400
TM 600	220~380	380~540	340~500
TM 800	310~565	470~725	445~700
TM 1000	430~760	590~920	565~895



Ratchet handle / Socket with spring (Optional)

Lineup

- TM-3J : 3-JAW TYPE
- TM-4J : 4-JAW TYPE
- TM-6J : 6-JAW TYPE